

Selection Guide of Clamp Meters

AC Clamp Meters														
MODEL	2608A	2031	2017	2007R	2117R	2127R	2027	2040	2200 2200R	2002PA	2002R	2204R	2210R	
Appearance														
Conductor size (MAX.mm)	φ33mm	φ24mm	φ33mm	φ33mm	φ33mm	φ33mm	φ33mm	φ33mm	φ33mm	φ55mm	φ55mm	φ70mm	φ150mm	
Display	Analogue	Digital	Digital	Digital	Digital	Digital	Digital	Digital	Digital	Digital	Digital	Digital	Digital	
Detection method	MEAN	MEAN	MEAN	RMS	RMS	RMS	RMS	MEAN	MEAN(2200) RMS(2200R)	MEAN	RMS	RMS	RMS	
Frequency response	50/60Hz	40 - 1kHz	45 - 1kHz	40 - 400Hz	40 - 1kHz	40 - 1kHz	40 - 1kHz	40 - 400Hz	45 - 65Hz(ACA:2200) 40 - 1kHz(ACA:2200R) 45 - 500Hz(ACV:2200) 45 - 500Hz(ACV:2200R)	40 - 1kHz	40 - 1kHz	45 - 500Hz	45 - 500Hz	
Measurement														
ACA	300A	200A	600A	1000A	1000A	1000A	600A	600A	1000A	2000A	2000A	400A	3000A	
DCA	-	-	-	-	-	-	-	-	-	-	-	-	-	
ACV	600V	-	600V	600V	600V	600V	600V	600V	600V	750V	750V	-	-	
DCV	60V	-	-	600V	600V	600V	-	600V	600V	1000V	1000V	-	-	
Resistance	10kΩ	-	200Ω	6kΩ	600kΩ	40MΩ	200Ω	60MΩ	40MΩ	400kΩ	400kΩ	-	-	
Continuity buzzer	-	-	✓	✓	✓	✓	✓	✓	✓	✓	✓	-	-	
Frequency	-	-	-	-	-	999.9Hz	-	10kHz	-	-	-	-	-	
Duty cycle ratio	-	-	-	-	-	-	-	✓	-	-	-	-	-	
Diode test	-	-	-	-	-	✓	-	✓	-	-	-	-	-	
Capacitance test	-	-	-	-	-	✓	-	-	-	-	-	-	-	
Temperature	✓	-	-	-	-	-	-	-	-	-	-	-	-	
Function														
Non contact voltage	-	-	-	-	✓	✓	-	✓	-	-	-	-	-	
Back light	-	-	-	-	-	✓	-	-	-	-	-	✓	✓	
Data hold	✓	✓	✓	✓	✓	✓	✓	✓	✓	✓	✓	✓	✓	
Peak hold	-	-	-	-	-	✓	-	-	-	✓	✓	-	-	
Max/Min	-	-	-	-	-	-	-	✓	-	-	-	✓	✓	
Relative	-	-	-	-	-	-	-	✓	-	-	-	-	-	
Output	-	-	-	-	-	-	-	-	-	✓	✓	-	-	
Frequency filter	-	-	-	-	-	-	-	-	-	-	-	-	-	
Other														
Operating temperature	0 - 40°C	0 - 40°C	-10 - 50°C	0 - 40°C	0 - 40°C	0 - 40°C	-10 - 50°C	0 - 40°C	0 - 40°C	0 - 40°C	0 - 40°C	0 - 40°C	0 - 50°C	0 - 50°C
Measurement categories	CAT III 300V CAT II 600V	CAT III 300V	CAT III 600V	CAT IV 300V CAT III 600V	CAT IV 300V CAT III 600V	CAT IV 300V CAT III 600V	CAT III 600V	CAT IV 600V	CAT IV 300V(ACA):2200R only CAT III 600V(ACA) CAT III 300V(AC/DCV) CAT II 600V(AC/DCV)	CAT III 600V CAT II 1000V	CAT III 600V CAT II 1000V	CAT IV 600V CAT III 1000V	CAT IV 600V CAT III 1000V	
Power source	R6 x 1	LR-44 x 2	6F22 x 1	R03/LR03 x 2	R03/LR03 x 2	R03/LR03 x 2	6F22 x 1	R03 x 2	R03/LR03 x 2	R6 x 2	R6 x 2	R03/LR03 x 2	R03/LR03 x 2	
Dimensions (L)x(W)x(D)mm	193x78x39	147x58.5x26	208x91x40	204x81x36	204x81x36	204x81x36	208x91x40	243x77x36	190x68x20	247x105x49	247x105x49	120x70x26 (Display unit)	120x70x26 (Display unit)	
Weight(Approx.)	275g	100g	400g	220g	220g	230g	400g	300g	120g	470g	470g	200g	300g	

Selection Guide of Clamp Meters

	DC Milliamp Clamp Meter	DC Milliamp Clamp Logger	AC / DC Clamp Meters							
MODEL	2500	2510	2010	2033	2046R	2055	2056R	2003A	2009R	2300R
Appearance										
Conductor size(MAX.mm)	φ6mm	φ6mm	φ7.5mm	φ24mm	φ33mm	φ40mm	φ40mm	φ55mm	φ55mm	φ10mm
Display	Digital	Digital	Digital	Digital	Digital	Digital	Digital	Digital	Digital	Digital
Detection method	-	-	MEAN	MEAN	RMS	MEAN	RMS	MEAN	RMS	RMS
Frequency response	DC	DC	DC 40 - 2kHz	DC 20 - 1kHz	DC 40 - 400Hz	DC 40 - 400Hz	DC 40 - 400Hz	DC 40 - 400Hz	DC 20 - 1kHz	DC 50/60Hz
Measurement										
ACA	-	-	20A	300A	600A	1000A	1000A	2000A	2000A	100A
DCA	120mA	120mA	20A	300A	600A	1000A	1000A	2000A	2000A	100A
ACV	-	-	-	-	600V	600V	600V	750V	750V	-
DCV	-	-	-	-	600V	600V	600V	1000V	1000V	-
Resistance	-	-	-	-	60MΩ	60MΩ	60MΩ	4000Ω	4000Ω	-
Continuity buzzer	-	-	-	-	✓	✓	✓	✓	✓	-
Frequency	-	-	-	-	10kHz	10kHz	10kHz	-	4000Hz	-
Duty cycle ratio	-	-	-	-	✓	✓	✓	-	-	-
Diode test	-	-	-	-	✓	✓	✓	-	-	-
Capacitance test	-	-	-	-	✓	✓	✓	-	-	-
Temperature	-	-	-	-	✓	-	✓	-	-	-
Function										
Non contact voltage	-	-	-	-	✓	✓	✓	-	-	✓
Back light	✓	✓	-	-	✓	✓	✓	-	-	-
Data hold	✓	✓	-	✓	✓	✓	✓	✓	✓	✓
Peak hold	-	-	-	-	✓	-	✓	✓(Max)	✓ ^{*2}	-
Max/Min	-	-	-	-	✓	✓	✓	-	-	-
Relative	-	-	-	-	✓	✓	✓	-	-	-
Output	✓	✓	✓	-	-	-	-	✓	✓	-
Frequency filter	-	-	-	-	-	-	-	-	-	-
Other										
Operating temperature	-10 - 50°C	-10 - 50°C	0 - 50°C	0 - 40°C	0 - 40°C	0 - 40°C	0 - 40°C	0 - 40°C	0 - 40°C	0 - 40°C
Measurement categories	-	-	-	CAT III 300V	CAT IV 600V	CAT IV 600V	CAT IV 600V	CAT IV 600V CAT III 1000V	CAT IV 600V CAT III 1000V	CAT III 300V
Power source	R6/LR6 x4	R6/LR6 x4 ^{*1}	6LR61 x 1	LR-44 x 2	R03 x 2	R03 x 2	R03 x 2	R6 x 2	R6 x 2	R03 x 2
Dimensions(L)x(W)x(D)	111x61x40 (Display unit) 104x34x20 (Sensor)	111x61x46 (Display unit) 104x33x20 (Sensor)	142x64x26 (Display unit) 153x23x18 (Sensor)	147x59x25	243x77x36	254x82x36	254x82x36	250x105x49	250x105x49	161x40x30
Weight(Approx.)	290g	310g	220g	100g	300g	310g	310g	530g	540g	110g









*1 External power is available.

*2 In the PEAK mode, the auto-ranging feature is disabled and measuring ranges are fixed as follows.

DC/ACA: 0 - 400.0A

DC/ACV: 0 - 400.0V

Selection Guide of Clamp Meters

		Leakage Clamp Meters						
MODEL	2431	2434	2432	2433	2433R	2412	2413F	2413R
Appearance								
Conductor size(MAX.mm)	φ24mm	φ28mm	φ40mm	φ40mm	φ40mm	φ40mm	φ68mm	φ68mm
Display	Digital	Digital	Digital	Digital	Digital	Digital	Digital	Digital
Detection method	MEAN	MEAN	MEAN	MEAN	RMS	MEAN	MEAN	RMS
Frequency response	40 - 400Hz	40 - 400Hz	20 - 1kHz	20 - 1kHz	20 - 1kHz	40 - 400Hz	40 - 400Hz	40 - 1kHz
Measurement								
ACA	200A	100A	100A	400A	400A	500A	1000A	1000A
DCA	-	-	-	-	-	-	-	-
ACV	-	-	-	-	-	600V	-	-
DCV	-	-	-	-	-	-	-	-
Resistance	-	-	-	-	-	200Ω	-	-
Continuity buzzer	-	-	-	-	-	-	-	-
Frequency	-	-	-	-	-	-	-	-
Duty cycle ratio	-	-	-	-	-	-	-	-
Diode test	-	-	-	-	-	-	-	-
Capacitance test	-	-	-	-	-	-	-	-
Temperature	-	-	-	-	-	-	-	-
Function								
Non contact voltage	-	-	-	-	-	-	-	-
Back light	-	-	-	-	-	-	-	✓
Data hold	✓	✓	✓	✓	✓	✓	✓	✓
Peak hold	-	-	✓	✓	✓	-	✓	✓
Max/Min	-	-	-	-	-	-	-	-
Relative	-	-	-	-	-	-	-	-
Output	-	-	-	-	-	✓	✓	✓
Frequency filter	✓	✓	✓	✓	✓	✓	✓	✓
Other								
Operating temperatur	0 - 40°C	0 - 40°C	0 - 40°C	0 - 40°C	0 - 40°C	0 - 40°C	0 - 40°C	0 - 40°C
Measurement categories	CAT III 300V	CAT III 300V	CAT III 300V	CAT III 300V	CAT III 300V	-	CAT III 300V	CAT III 300V
Power source	LR-44 x 2	R03 x 2	R03 x 2	R03 x 2	R03 x 2	6F22 x 1	6F22 x 1	6F22 x 1
Dimensions(L)x(W)x(D)	149x60x26	169x75x40	185x81x32	185x81x32	185x81x32	209x96x45	250x130x50	250x130x50
Weight(Approx.)	120g	220g	290g	270g	270g	450g	570g	570g